



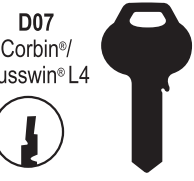


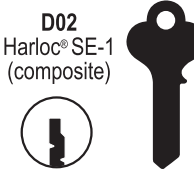









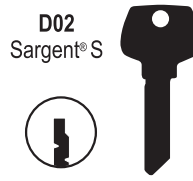

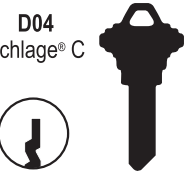
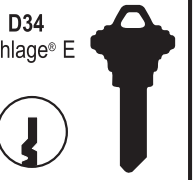
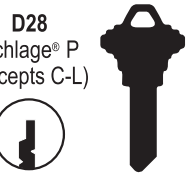






Key-in-Knob Cylinder Options

<p>D200WP American Lock® Edge™ Key Control</p> 	<p>D10 Arrow® K5, K6, L6A</p> 	<p>D01 Corbin® 59A1-A2</p> 	<p>D29 Corbin® 60</p> 	<p>D07 Corbin®/ Russwin® L4</p> 	<p>D32 Dexter®/ Master® 67 (composite)</p> 	<p>D13 Falcon® (composite)</p> 	<p>D02 Harloc® SE-1 (composite)</p> 	<p>D12 Kwikset® (composite)</p> 
<p>D08 Lockwood®</p> 	<p>D02 Lori® L200</p> 	<p>D80 Lori® Locksmith 80</p> 	<p>D90 Loricentric® 90</p> 	<p>D11 Russwin® 981/852</p> 	<p>D30 Russwin® D1</p> 	<p>D36 Sargent® LA-LC (composite)</p> 	<p>D70 Sargent® RA-RC (composite)</p> 	<p>D02 Sargent® S</p> 
<p>D02 Sargent® U</p> 	<p>D04 Schlage® C</p> 	<p>D34 Schlage® E</p> 	<p>D28 Schlage® P (accepts C-L)</p> 	<p>D27 Segal® 9.265</p> 	<p>D13 Weiser® (composite)</p> 	<p>D33 Westlock®</p> 	<p>D03 Yale® 8</p> 	<p>D15 Yale® GA</p> 