

# A10COV, A20COV, A1205COV, A5200COV, A5400COV, A5560COV Series Weatherbuilt™ 1-3/4" Padlocks Custom Laser Engraving – Effective December 2010

Custom engraving is available on A10, A20, A1205, A5200, A5400 and A5560 Series Weatherbuilt™ 1-3/4" Padlocks. Engraving includes logos and characters (numbers, letters and symbols).

Logo engraving requires a .pcx (preferred format), .tif, .gif, or .bmp file. Email the logo(s) to logos@mlock.com. Logo engraving requires a signed "Authorization to use Trademark" form (below).

For orders with different text on each lock, please provide an Excel® spreadsheet with the information. Take note of the

maximum number of characters for the selected line and provide the text so that each line does not exceed the maximum. Characters exceeding the maximum per line will not be engraved.

The minimum order quantity for engraving is 48 locks. The current list price to engrave logos or characters is \$0.75 per area, per lock.

Include this form with your order.

**This is an Editable PDF file.** Your custom information can be typed into the fields using Adobe Acrobat Reader software, which you can download for free at <http://get.adobe.com/reader/>. You can also save your data for future use.

## Authorization to Use Trademark

To: American Lock Company  
A Division of Master Lock Company LLC  
137 W. Forest Hill Ave.  
Oak Creek, WI 53154

Date: \_\_\_\_\_

Subject: Authorization of American Lock Company to produce \_\_\_\_\_ branded product.

\_\_\_\_\_ (company) hereby authorizes American Lock Company to use its trademark(s), including those listed below, when manufacturing padlocks and accessories.

Trademark(s): \_\_\_\_\_

Please contact me with any questions.

Sincerely,

Name: \_\_\_\_\_

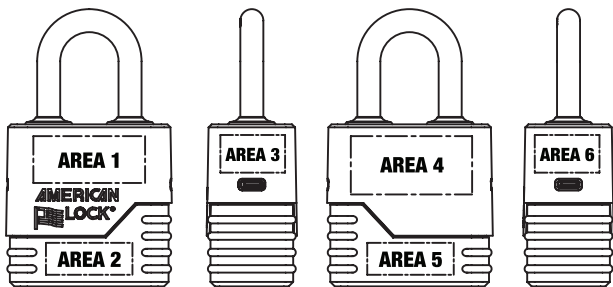
Phone: \_\_\_\_\_

Title: \_\_\_\_\_

Email: \_\_\_\_\_

Company: \_\_\_\_\_

## A10COV, A20COV, A1205COV, A5200COV, A5400COV, A5560COV Series Weatherbuilt™ 1-3/4" Padlocks



**Variable Text Engraving –** Check location:  
Select an area code below for variable text engraving per provided spread sheet.

- AREA 1    AREA 2    AREA 3    AREA 4  
 AREA 5    AREA 6

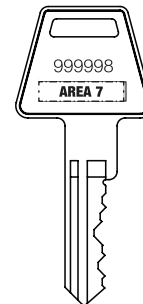
**Lock Model –** Please indicate which lock model to engrave (for example A10COV):  
\_\_\_\_\_

**Key Code Engraving (on lock) –**  
If you would like the key code lasered on the lock body, check **one** of the area codes below.  
 AREA 1    AREA 2    AREA 3    AREA 4  
 AREA 5    AREA 6

**Logo Engraving –** **Logo File Name:**  
Check location:  
 AREA 1  
 AREA 5

**Note:** Logos will be sized to fit area. Email graphics file to logos@mlock.com \*

**Key Marking –**  
 Engrave up to 8 characters



## Select the Letter Size and Provide Your Engraving Information

Please choose *One Size Option* and then complete the appropriate areas below using the amount of character spaces needed for the size you've chosen. Maximum number of rows and characters per row is indicated for each area (rows X characters). **NOTE:** A space counts as one character.

**This is an Editable PDF file.** Your custom information can be typed into the fields using Adobe Acrobat Reader software, which you can download for free at <http://get.adobe.com/reader/>. You can also save your data for future use.

### CHOOSE ONLY ONE FONT SIZE

1/8" High (12 Point)  
ALL CAPS

3/16" High (18 Point)  
ALL CAPS

1/4" High (26 Point)  
ALL CAPS

AREA 1  
3 x 22

AREA 1  
2 x 15

AREA 1  
2 x 10

AREA 2  
3 X 16

AREA 2  
2 X 11

AREA 2  
2 X 8

AREA 3  
3 X 12

AREA 3  
3 X 8

AREA 3  
2 X 6

AREA 4  
5 X 22

AREA 4  
4 X 15

AREA 4  
4 X 10

AREA 5  
3 X 16

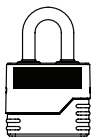
AREA 5  
2 X 11

AREA 5  
2 X 8


AREA 6  
3 X 12

AREA 6  
3 X 8

AREA 6  
2 X 6



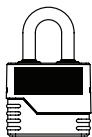
AREA 1




AREA 2



AREA 3



AREA 4



AREA 5



AREA 6

Choose Font Style:

- Arial/Swiss  
 Amerigo

Actual Size of Lettering

1/8" HIGH    3/16" HIGH    1/4" HIGH

When you type in all available characters in a line, you will automatically be moved to the next line when it reaches the limit. If you do not use all characters in a line, hit the tab key to take you to the next line.

## Custom Engraving Form Must Accompany Purchase Order

End User Company Name:

End User ID:

End User Address:

End User Phone Number:

End User E-mail (for logo approval):

Distributor Name:

Distributor P.O. Number:

**TOTAL SURCHARGE PER LOCK** →

Number of areas lasered per lock: \_\_\_\_\_ X \$0.75 list = \$ \_\_\_\_\_

Key Marking: \_\_\_\_\_ X \$0.75 list = \$ \_\_\_\_\_

**Total Additional List Price per Lock:** \$ \_\_\_\_\_

Quantity Ordering: \_\_\_\_\_  
(minimum order of 48 locks)

\* **Logo Engraving:** Have you included a .pcx, .tif, .gif, or .bmp logo file on disk? Logos will be sized to fit area. Email graphic images to [logos@mlock.com](mailto:logos@mlock.com)