

Facility security must be constantly assessed and improved. The patented American Lock Edge™ Key Control system provides a solution to enhance security across padlock and door hardware systems by allowing end users to control who can make duplicate keys. Do not rely on a standard padlock keying system. Prevent unauthorized employees from copying keys with the American Lock Edge™ Key Control system.



Edge™
Key Control System



The American Lock Edge™ Key Control System provides the enhanced security every facility requires and is available in the full range of American Lock commercial padlocks and door hardware to meet any application need.



Available from American Lock via its authorized Edge™ Key Control System distributors and security dealers.



American Lock Company • A Division of Master Lock Company
Oak Creek, WI 53154 U.S.A. • (800) 323-4568 • www.americanlock.com
© 2005-2009 Master Lock Company, All Rights Reserved

A-005

MO-5M
Printed in U.S.A. 03/09



TAKE THE NEXT STEP
and Better Secure Your Facility

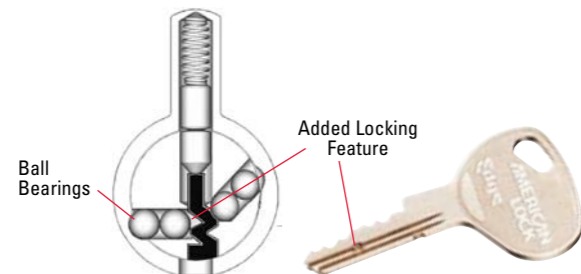


ONE KEY CAN OPEN ALL KEY CONTROL PRODUCTS

Key Control

The new patented American Lock® Edge Key Control System makes key controlled security a cost-effective possibility for virtually any facility and application!

CYLINDER CROSS-SECTION



BENEFITS

- Exclusive key and cylinder design guarantees system protection - Added locking feature allows for the creation of numerous one-of-a-kind "virtual keyways" providing millions of unique keys
- Key blanks are completely restricted making unauthorized duplication impossible
- All Operating keys are unique to a facility
- Free record keeping service is available for all registered Key Control System end users

Padlock Key Control System

Available in the full range of American Lock commercial padlocks.

- Solid steel
- Solid brass
- Solid aluminum

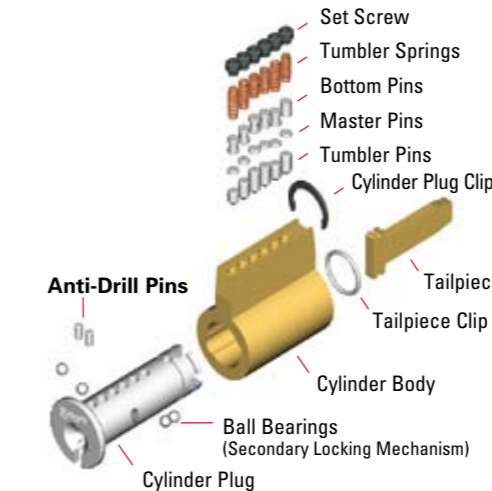


Ask for this additional security feature available with all Edge™ products

Door Key Control System

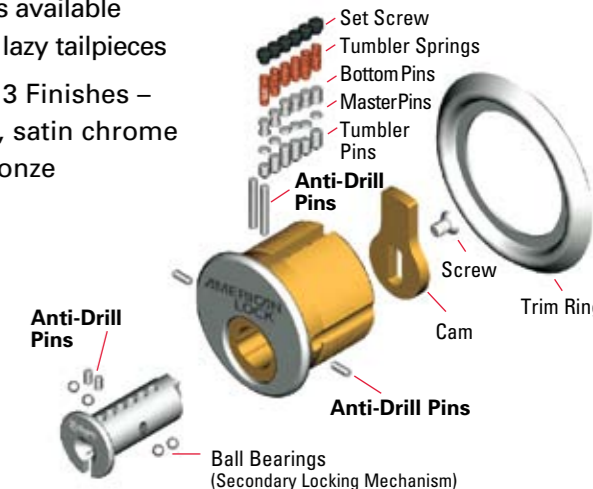
DOOR HARDWARE CYLINDER

- Fits many existing locksets
- Fits American Lock, Master Lock and any Lori® 1539 compatible Key-in-Knob padlocks
- Available in 2 Finishes – bright brass & satin chrome



MORTISE & RIM CYLINDERS

- Mortise cylinders: 1", 1-1/8", 1-1/4" lengths accept **6-pin** keys - 6 cams available: Adams Rite® MS, Yale® Large, Corbin Russwin® Cloverleaf, Falcon®, Schlage®, and Standard
- Rim cylinders available with fixed or lazy tailpieces
- Available in 3 Finishes – bright brass, satin chrome and satin bronze



Exceeds ANSI/BHMA A156.5 • Exceeds UL437 drill resistance requirements